


CADDY[®]

Fixing, Fastening and Support Products

Featured Products



CADDY[®]



Prepared For
ESS- Middle East
Tel: +9714 379 8033
Fax: +9714 379 7321
Email: info@ess-me.com

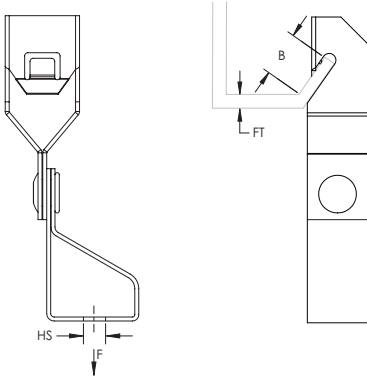
Prepared By
CADDY Middle East
Fixings for Electrical &
Data Applications

ERICO[®]

122-Ti/T Rod to Z Purlin Clip – 122M10TI (175070)



- Hammer-on clip compensates for angle of purlin
- Provides method for attaching rod to purlin



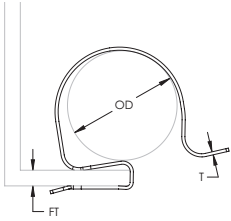
Part Number	122M10TI
Article Number	175070
Material	Spring Steel
Finish	CADDY® ARMOUR
Hole Size (HS)	M10
Hole Type	Threaded
Flange Thickness (FT)	2.8 mm Max
B	15 mm Min
Static Load (F)	450 N
Standard Packaging Quantity	100 pc
UPC	78285652878
EAN-13	8711893750744



SC Cable Snap Clip – 24SC1924 (187610)



- Easily supports cable from flanges
- Requires only a hammer to install

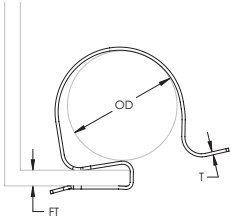


Part Number	24SC1924
Article Number	187610
Material	Spring Steel
Finish	CADDY® ARMOUR
Flange Thickness (FT)	2 – 4 mm
Outer Diameter (OD)	19 – 24 mm
Thickness (T)	0.6 mm
Standard Packaging Quantity	100 pc
UPC	78285656307
EAN-13	8711893876147

SC Cable Snap Clip – 24SC2530 (187630)




- Easily supports cable from flanges
- Requires only a hammer to install



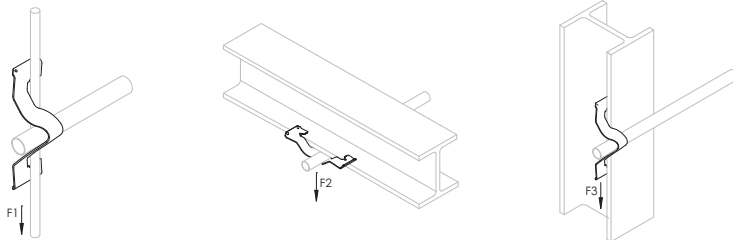
Part Number	24SC2530
Article Number	187630
Material	Spring Steel
Finish	CADDY® ARMOUR
Flange Thickness (FT)	2 – 4 mm
Outer Diameter (OD)	25 – 32 mm
Thickness (T)	0.6 mm
Standard Packaging Quantity	100 pc
UPC	78285656312
EAN-13	8711893876345



Cable/Conduit Clip – K20 (170690)



- Supports conduit to rod, wire or flange
- Can also be used for flexible metallic tubing, armored cable, portable cables, control tubes and communications cable
- Available for EMT, rigid, ENT, IMT, MC/AC and aluminum conduit
- No installation tools required



Part Number	K20
Article Number	170690
Material	Spring Steel
Finish	CADDY® ARMOUR
Outer Diameter (OD)	42 mm Max
Static Load 1 (F1)	220 N
Static Load 2 (F2)	445 N
Static Load 3 (F3)	110 N
Certifications	cULus
Standard Packaging Quantity	100 pc
UPC	78285624520
EAN-13	8711893706949

Part Number	Outer Diameter	Rod Size
K8	8 mm - 18 mm	M4; M6
K12	14 mm - 20 mm	M12
K12	16 mm - 22 mm	M8; M10
K12	18 mm - 24 mm	M4; M6
K16	22 mm - 24 mm	M12
K16	24 mm - 26 mm	M8; M10
K16	26 mm - 30 mm	M4; M6
K20	20 mm - 36 mm	M12

Part Number	Outer Diameter	Rod Size
K20	25 mm - 38 mm	M8; M10
K20	30 mm - 42 mm	M4; M6
KX	4 mm - 12 mm	M4; M6

Part Number	Outer Diameter	Flange Thickness
K8	3 mm - 7 mm	12 mm - 16 mm
K12	3 mm - 7 mm	16 mm - 22 mm
K12	8 mm - 10 mm	14 mm - 20 mm
K12	11 mm - 13 mm	12 mm - 19 mm
K16	3 mm - 7 mm	24 mm - 28 mm
K16	8 mm - 10 mm	20 mm - 26 mm
K16	11 mm - 13 mm	19 mm - 24 mm
K20	3 mm - 7 mm	28 mm - 40 mm
K20	8 mm - 10 mm	26 mm - 38 mm
K20	11 mm - 13 mm	21 mm - 35 mm
KX	6 mm - 12 mm	3 mm - 5 mm

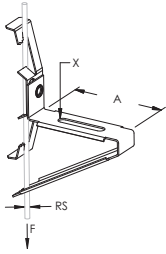
May require dedicated drop wire/rod and EC311. Consult local authority.
 For horizontal application only when using plain rods.



Cable Tray to Rod Clip




- Supports cable tray up to 68mm wide



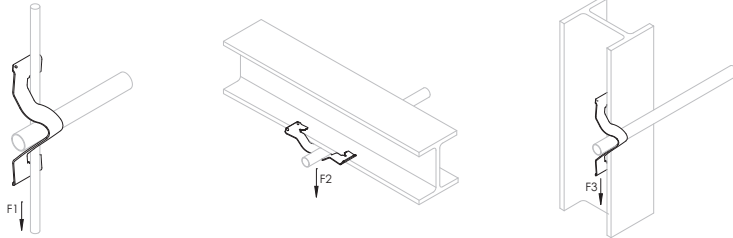
Material: Spring Steel
Finish: CADDY® ARMOUR

Part Number	Article Number	Rod Size RS	A	X	Static Load F
4Z34CTS	172950	M4, M6, M8	68 mm	35 x 6.5 mm	110 N
6Z34CTS	172960	M8, M10, M12	68 mm	35 x 6.5 mm	110 N

Cable/Conduit Clip



- Supports conduit to rod, wire or flange
- Can also be used for flexible metallic tubing, armored cable, portable cables, control tubes and communications cable
- Available for EMT, rigid, ENT, IMT, MC/AC and aluminum conduit
- No installation tools required



Material: Spring Steel
Finish: CADDY® ARMOUR



Part Number	Article Number	Outer Diameter OD	Static Load 1 F1	Static Load 2 F2	Static Load 3 F3	Standard Packaging Quantity
KX	170870	12 mm Max	–	–	–	100 pc
K8	170660	18 mm Max	220 N	445 N	110 N	100 pc
K12	170670	24 mm Max	220 N	445 N	110 N	100 pc
K16	170680	30 mm Max	220 N	445 N	110 N	100 pc
K20	170690	42 mm Max	220 N	445 N	110 N	100 pc

Part Number	Outer Diameter	Rod Size
K8	8 mm - 18 mm	M4; M6
K12	14 mm - 20 mm	M12
K12	16 mm - 22 mm	M8; M10
K12	18 mm - 24 mm	M4; M6
K16	22 mm - 24 mm	M12
K16	24 mm - 26 mm	M8; M10
K16	26 mm - 30 mm	M4; M6
K20	20 mm - 36 mm	M12
K20	25 mm - 38 mm	M8; M10
K20	30 mm - 42 mm	M4; M6
KX	4 mm - 12 mm	M4; M6



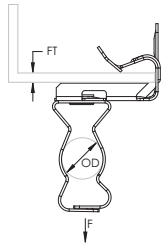
Part Number	Outer Diameter	Flange Thickness
K8	3 mm - 7 mm	12 mm - 16 mm
K12	3 mm - 7 mm	16 mm - 22 mm
K12	8 mm - 10 mm	14 mm - 20 mm
K12	11 mm - 13 mm	12 mm - 19 mm
K16	3 mm - 7 mm	24 mm - 28 mm
K16	8 mm - 10 mm	20 mm - 26 mm
K16	11 mm - 13 mm	19 mm - 24 mm
K20	3 mm - 7 mm	28 mm - 40 mm
K20	8 mm - 10 mm	26 mm - 38 mm
K20	11 mm - 13 mm	21 mm - 35 mm
KX	6 mm - 12 mm	3 mm - 5 mm

May require dedicated drop wire/rod and EC311. Consult local authority.
For horizontal application only when using plain rods.

EM-M Conduit/Pipe to Flange Clip – 812EM24 (160120)



- Supports conduit/pipe or cable from beam flanges
- Snap close clip pivots a full 360°
- Requires only a hammer to install



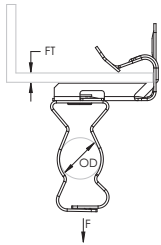
Part Number	812EM24
Article Number	160120
Material	Spring Steel
Finish	CADDY® ARMOUR
Outer Diameter (OD)	18 – 30 mm
Flange Thickness (FT)	3 – 8 mm
Static Load (F)	330 N
Standard Packaging Quantity	50 pc
UPC	78285652136
EAN-13	8711893601237



EM-M Conduit/Pipe to Flange Clip – 812EM58 (160130)



- Supports conduit/pipe or cable from beam flanges
- Snap close clip pivots a full 360°
- Requires only a hammer to install

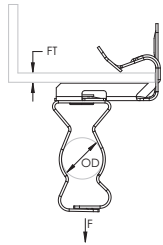


Part Number	812EM58
Article Number	160130
Material	Spring Steel
Finish	CADDY® ARMOUR
Outer Diameter (OD)	18 – 30 mm
Flange Thickness (FT)	8 – 14 mm
Static Load (F)	330 N
Standard Packaging Quantity	50 pc
UPC	78285652137
EAN-13	8711893601336

EM-M Conduit/Pipe to Flange Clip – 812EM912 (160140)




- Supports conduit/pipe or cable from beam flanges
- Snap close clip pivots a full 360°
- Requires only a hammer to install



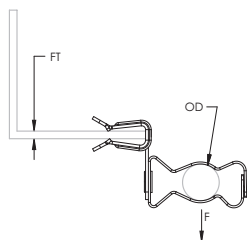
Part Number	812EM912
Article Number	160140
Material	Spring Steel
Finish	CADDY® ARMOUR
Outer Diameter (OD)	18 – 30 mm
Flange Thickness (FT)	14 – 20 mm
Static Load (F)	330 N
Standard Packaging Quantity	50 pc
UPC	78285652138
EAN-13	8711893601435



H-MSM Conduit/Pipe to Flange Clip, Side Mount – 812M24SM (160050)




- Supports conduit/pipe or cable from beam flanges
- Snap close clip pivots a full 360°
- Requires only a hammer to install

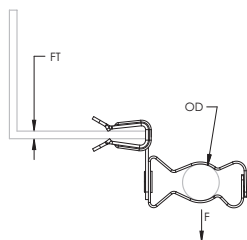


Part Number	812M24SM
Article Number	160050
Material	Spring Steel
Finish	CADDY® ARMOUR
Outer Diameter (OD)	18 – 30 mm
Flange Thickness (FT)	3 – 8 mm
Static Load (F)	120 N
Certifications	cULus
Standard Packaging Quantity	100 pc
UPC	78285611210
EAN-13	8711893600544

H-MSM Conduit/Pipe to Flange Clip, Side Mount – 812M58SM (160060)




- Supports conduit/pipe or cable from beam flanges
- Snap close clip pivots a full 360°
- Requires only a hammer to install



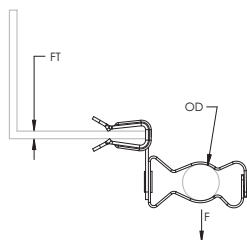
Part Number	812M58SM
Article Number	160060
Material	Spring Steel
Finish	CADDY® ARMOUR
Outer Diameter (OD)	18 – 30 mm
Flange Thickness (FT)	8 – 14 mm
Static Load (F)	120 N
Certifications	cULus
Standard Packaging Quantity	100 pc
UPC	78285612210
EAN-13	8711893600643



H-MSM Conduit/Pipe to Flange Clip, Side Mount – 812M912SM (160070)

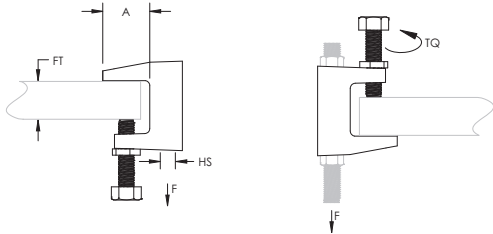



- Supports conduit/pipe or cable from beam flanges
- Snap close clip pivots a full 360°
- Requires only a hammer to install



Part Number	812M912SM
Article Number	160070
Material	Spring Steel
Finish	CADDY® ARMOUR
Outer Diameter (OD)	18 – 30 mm
Flange Thickness (FT)	14 – 20 mm
Static Load (F)	120 N
Certifications	cULus
Standard Packaging Quantity	100 pc
UPC	78285613210
EAN-13	8711893600742

300M Universal Beam Clamp



Material: Cast Iron
Finish: Electrogalvanized




Part Number	Article Number	Hole Size HS	Hole Type	Flange Thickness FT	A	Torque TQ	Static Load F	Certifications	Standard Packaging Quantity
300M6	386805	M6	Threaded	18 mm Max	21 mm	14 N-m	1,200 N	-	140 pc
300M6SP5	175910	M6	Threaded	18 mm Max	21 mm	14 N-m	1,200 N	-	10 x 5 pc
300M8	386810	M8	Threaded	18 mm Max	21 mm	14 N-m	1,200 N	VdS	100 pc
30009MM	389500	9 mm	Plain	18 mm Max	21 mm	14 N-m	1,200 N	VdS	100 pc
3009MMSP5	175830	9 mm	Plain	18 mm Max	21 mm	14 N-m	1,200 N	VdS	10 x 5 pc
300M10	386820	M10	Threaded	20 mm Max	23 mm	14 N-m	2,500 N	FM, VdS	100 pc
30011MM	389510	11 mm	Plain	20 mm Max	23 mm	14 N-m	2,500 N	FM, VdS	100 pc
30011MMSP5	175840	11 mm	Plain	20 mm Max	23 mm	14 N-m	2,500 N	FM, VdS	10 x 5 pc
300M12	386830	M12	Threaded	26 mm Max	35 mm	14 N-m	3,500 N	FM, VdS	80 pc
30013MM	389520	13 mm	Plain	26 mm Max	35 mm	14 N-m	3,500 N	FM, VdS	80 pc
30017MM	389505	17 mm	Plain	28 mm Max	30 mm	14 N-m	5,500 N	FM, VdS	50 pc

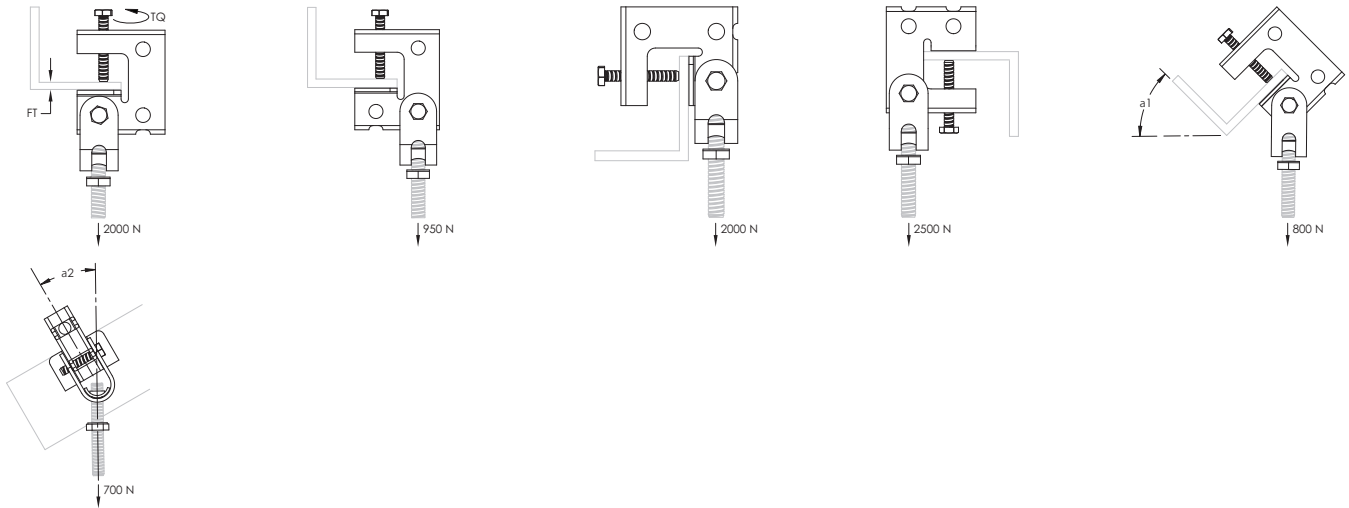
Setscrew must be tightened and torqued onto the sloped side of the I-beam.



Beam Clamp with Swivel



- Swivel beam clamp
- Suitable for mounting onto sloped steel structures
- Includes M10 nut and washer



Material: Steel

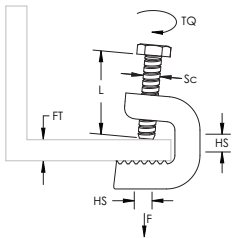
Part Number	Article Number	Flange Thickness FT	Torque TQ	Angle 1 a1	Angle 2 a2
Finish: Electrogalvanized					
HB2	336030	24 mm Max	6 N-m	45° Min	30° Max
Finish: Hot-Dip Galvanized					
HB2HD	336040	24 mm Max	6 N-m	45° Min	30° Max

Setscrew must be tightened and torqued onto the sloped side of the I-beam.

Multi-Function C-Clamp



- Multi-functional beam clamp
- Use with Cable/Conduit/Pipe Clamp or Square Washer for Multi-Function C-Clamp



Part Number	Article Number	Flange Thickness FT	Hole Size HS	Screw Diameter Sc	Screw Length L	Torque TQ	Static Load F
Material: Steel – Finish: Hot-Dip Galvanized							
C20HD	336100	4 – 20 mm	14 mm	M6	25 mm	3 N-m	1,100 N
C30HD	336110	17 – 30 mm	14 mm	M8	30 mm	3 N-m	1,100 N
C45HD	336120	30 – 44 mm	14 mm	M8	30 mm	3 N-m	1,100 N
Material: Stainless Steel 304 (EN 1.4301)							
C20S4	336130	4 – 20 mm	14 mm	M6	25 mm	3 N-m	1,100 N
C30S4	336140	17 – 30 mm	14 mm	M8	30 mm	3 N-m	1,100 N
C45S4	336150	30 – 44 mm	14 mm	M8	30 mm	3 N-m	1,100 N

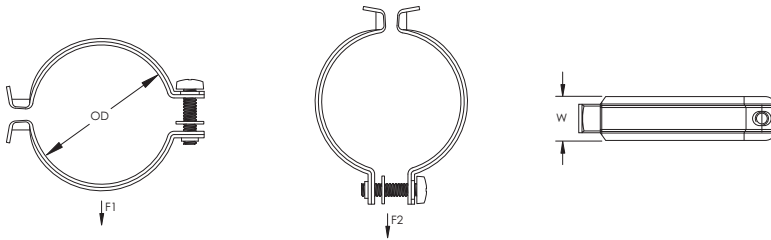
Setscrew must be tightened and torqued onto the sloped side of the I-beam.



Pipe/Cable Clamp – CR037HD (336300)



- Attaches to Multi-Function C-Clamp or C-Channel Type E5

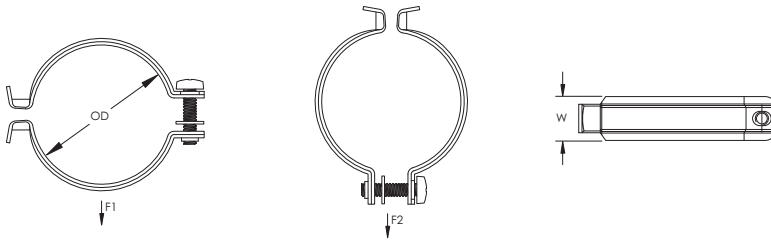


Part Number	CR037HD
Article Number	336300
Material	Steel
Finish	Hot-Dip Galvanized
Pipe Size	3/8 "
NB/DN	10
Outer Diameter (OD)	16 – 20 mm
Width (W)	16 mm
Static Load 1 (F1)	125 N
Static Load 2 (F2)	550 N
Standard Packaging Quantity	200 pc
UPC	78285681165
EAN-13	4018292363006

Pipe/Cable Clamp – CR050HD (336310)



- Attaches to Multi-Function C-Clamp or C-Channel Type E5



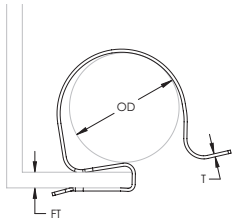
Part Number	CR050HD
Article Number	336310
Material	Steel
Finish	Hot-Dip Galvanized
Pipe Size	1/2 "
NB/DN	15
Outer Diameter (OD)	20.4 – 25.0 mm
Width (W)	16 mm
Static Load 1 (F1)	125 N
Static Load 2 (F2)	550 N
Standard Packaging Quantity	100 pc
UPC	78285681166
EAN-13	4018292363105



SC Cable Snap Clip



- Easily supports cable from flanges
- Requires only a hammer to install



Material: Spring Steel
 Finish: CADDY® ARMOUR

Part Number	Article Number	Flange Thickness FT	Outer Diameter OD	Thickness T	Standard Packaging Quantity
24SC67	187510	2 – 4 mm	6 – 7 mm	0.6 mm	100 pc
24SC78	187710	2 – 4 mm	7 – 8 mm	0.6 mm	100 pc
24SC89	187530	2 – 4 mm	8 – 9 mm	0.6 mm	100 pc
24SC910	187750	2 – 4 mm	9 – 10 mm	0.6 mm	100 pc
24SC1011	187550	2 – 4 mm	10 – 11 mm	0.6 mm	100 pc
24SC1214	187570	2 – 4 mm	12 – 14 mm	0.6 mm	100 pc
24SC1518	187590	2 – 4 mm	15 – 18 mm	0.6 mm	100 pc
24SC1924	187610	2 – 4 mm	19 – 24 mm	0.6 mm	100 pc
24SC2530	187630	2 – 4 mm	25 – 32 mm	0.6 mm	100 pc
47SC67	187500	4 – 7 mm	6 – 7 mm	0.6 mm	100 pc
47SC78	187720	4 – 7 mm	7 – 8 mm	0.6 mm	100 pc
47SC89	187520	4 – 7 mm	8 – 9 mm	0.6 mm	100 pc
47SC910	187760	4 – 7 mm	9 – 10 mm	0.6 mm	100 pc
47SC1011	187540	4 – 7 mm	10 – 11 mm	0.6 mm	100 pc
47SC1214	187560	4 – 7 mm	12 – 14 mm	0.6 mm	100 pc
47SC1518	187580	4 – 7 mm	15 – 18 mm	0.6 mm	100 pc
47SC1924	187600	4 – 7 mm	19 – 24 mm	0.6 mm	100 pc
47SC2530	187620	4 – 7 mm	25 – 32 mm	0.6 mm	100 pc
812SC67	187640	8 – 12 mm	6 – 7 mm	0.6 mm	100 pc
812SC78	187730	8 – 12 mm	7 – 8 mm	0.6 mm	100 pc
812SC89	187650	8 – 12 mm	8 – 9 mm	0.6 mm	100 pc
812SC910	187770	8 – 12 mm	9 – 10 mm	0.6 mm	100 pc
812SC1011	187660	8 – 12 mm	10 – 11 mm	0.6 mm	100 pc
812SC1214	187670	8 – 12 mm	12 – 14 mm	0.6 mm	100 pc

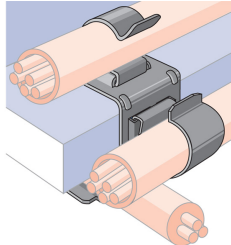
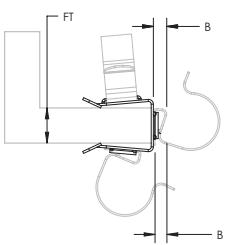
Part Number	Article Number	Flange Thickness FT	Outer Diameter OD	Thickness T	Standard Packaging Quantity
812SC1518	187680	8 – 12 mm	15 – 18 mm	0.6 mm	100 pc
812SC1924	187690	8 – 12 mm	19 – 24 mm	0.6 mm	100 pc
812SC2530	187700	8 – 12 mm	25 – 32 mm	0.6 mm	100 pc



SCA Cable Snap Clip Adaptor




- Use with 245C series snap clips to accommodate thicker flanges
- Supports up to three snap clips
- Requires only a hammer to install



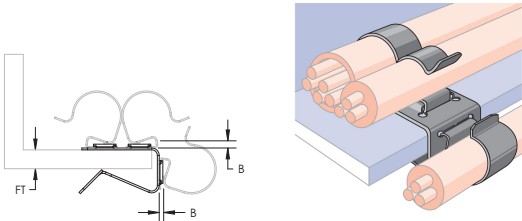
Material: Spring Steel
Finish: CADDY® ARMOUR

Part Number	Article Number	Flange Thickness FT	B
SCA	160510	13 – 20 mm	2 – 4 mm

SCB Cable Snap Clip Adaptor



- Allows for parallel cable runs along the inboard of the flange
- Use with 24SC series snap clips to accommodate thicker flanges
- Supports up to three snap clips
- Requires only a hammer to install



Material: Spring Steel
Finish: CADDY® ARMOUR

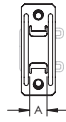
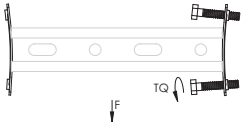
Part Number	Article Number	Flange Thickness FT	B
SCB312	188080	3 – 12 mm	2 – 4 mm
SCB1220	188090	12 – 20 mm	2 – 4 mm



INC8 Internal Strut Beam Clamp



- Mounts strut within vertical beams



Material: Spring Steel
Finish: CADDY® ARMOUR

Part Number	Article Number	Strut Type	A	Torque TQ	Static Load F	Standard Packaging Quantity
INC8	336290	A (41 x 41 mm), C (21 x 41 mm)	13 mm	6 N-m	450 N	100 pc
INC8SP10	175900	A (41 x 41 mm), C (21 x 41 mm)	13 mm	6 N-m	450 N	10 x 10 pc

FM is a registered certification mark of FM Approvals LLC, LTD. UL, UR, cUL, cUR, cULus and cURus are registered certification marks of UL LLC. VdS is a registered trademark of VdS Schadenverhütung GmbH.

WARNING

ERICO products shall be installed and used only as indicated in ERICO's product instruction sheets and training materials. Instruction sheets are available at www.erico.com and from your ERICO customer service representative. Improper installation, misuse, misapplication or other failure to completely follow ERICO's instructions and warnings may cause product malfunction, property damage, serious bodily injury and death.

WARRANTY

ERICO products are warranted to be free from defects in material and workmanship at the time of shipment. NO OTHER WARRANTY, WHETHER EXPRESS OR IMPLIED (INCLUDING ANY WARRANTY OF MERCHANTABILITY OR FITNESS FOR A PARTICULAR PURPOSE), SHALL EXIST IN CONNECTION WITH THE SALE OR USE OF ANY ERICO PRODUCTS. Claims for errors, shortages, defects or nonconformities ascertainable upon inspection must be made in writing within 5 days after Buyer's receipt of products. All other claims must be made in writing to ERICO within 6 months from the date of shipment or transport. Products claimed to be nonconforming or defective must, upon ERICO's prior written approval in accordance with its standard terms and procedures governing returns, promptly be returned to ERICO for inspection. Claims not made as provided above and within the applicable time period will be barred. ERICO shall in no event be responsible if the products have not been stored or used in accordance with its specifications and recommended procedures. ERICO will, at its option, either repair or replace nonconforming or defective products for which it is responsible or return the purchase price to the Buyer. THE FOREGOING STATES BUYER'S EXCLUSIVE REMEDY FOR ANY BREACH OF ERICO WARRANTY AND FOR ANY CLAIM, WHETHER SOUNDING IN CONTRACT, TORT OR NEGLIGENCE, FOR LOSS OR INJURY CAUSED BY THE SALE OR USE OF ANY PRODUCT.

LIMITATION OF LIABILITY

ERICO excludes all liability except such liability that is directly attributable to the willful or gross negligence of ERICO's employees. Should ERICO be held liable its liability shall in no event exceed the total purchase price under the contract. ERICO SHALL IN NO EVENT BE RESPONSIBLE FOR ANY LOSS OF BUSINESS OR PROFITS, DOWNTIME OR DELAY, LABOR, REPAIR OR MATERIAL COSTS OR ANY SIMILAR OR DISSIMILAR CONSEQUENTIAL LOSS OR DAMAGE INCURRED BY BUYER.

Copyright © 2015 ERICO International Corporation. All rights reserved.

CADDY, CADWELD, CRITEC, ERICO, ERIFLEX, ERITECH, and LENTON are registered trademarks of ERICO International Corporation.